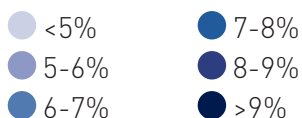


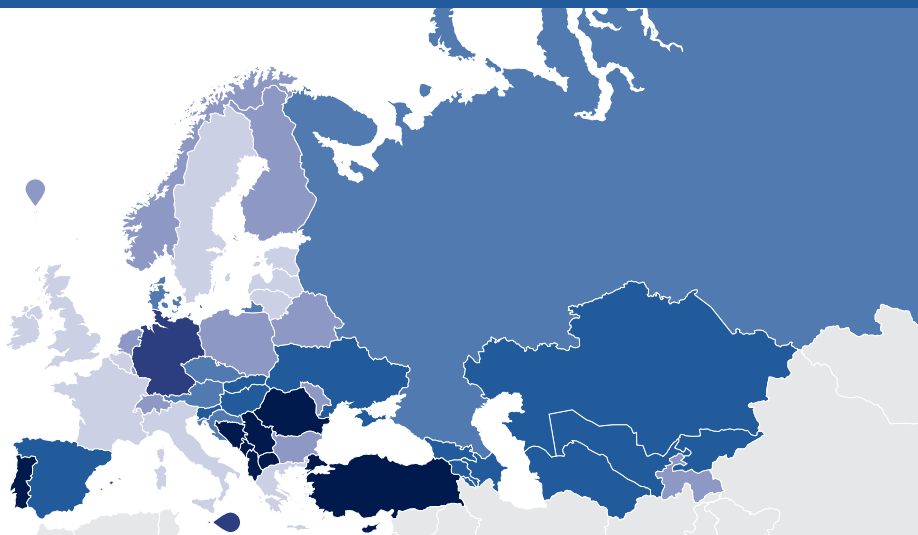


EUROPE

Prevalence [%] estimates* of diabetes (18-99 years), 2017



*Comparative prevalence

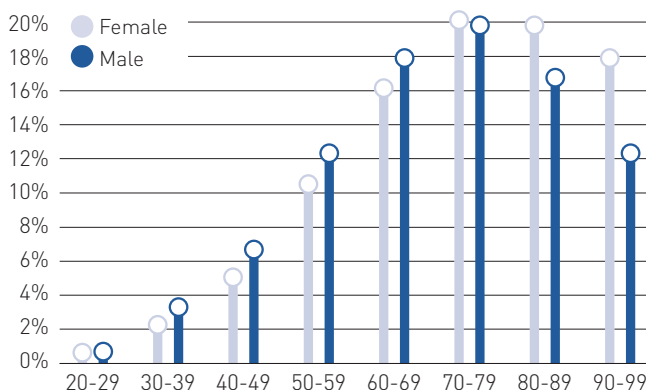


At a glance	2017	2045
Adult population (18-99 years)	721 million	748 million
Diabetes (18-99 years)		
Regional prevalence	9.1%	10.8%
Age-adjusted comparative prevalence	6.7%	6.7%
Number of people with diabetes	66 million	81 million
Number of deaths due to diabetes (20-99 years)	693,351	-
Health expenditure due to diabetes (18-99 years)		
Total health expenditure, USD	207 billion	214 billion
Impaired glucose tolerance (18-99 years)		
Regional prevalence	5.6%	6.6%
Age-adjusted comparative prevalence	4.5%	4.7%
Number of people with impaired glucose tolerance	41 million	49 million
Type 1 diabetes (0-19 years)		
Number of children with type 1 diabetes	286,000	-
Number of newly diagnosed children each year	28,200	-

Top 5 countries for number of people with diabetes (18-99 years), 2017

1. Russian Federation	9,294,254
2. Germany	9,102,395
3. Turkey	7,058,955
4. Spain	4,268,023
5. Italy	4,226,882

Prevalence [%] estimates of diabetes by age and sex, 2017



Highlights

- 66 million people have diabetes. If we do not act now, this figure will rise to 81 million by 2045.
- 1 in 6 births are affected by hyperglycaemia in pregnancy.
- Over one third (38%) of diabetes cases have not been diagnosed and are at a higher risk of developing harmful and costly complications.
- 1 in 11 adults have diabetes.
- Highest number of children and adolescents with type 1 diabetes, 286,000 in total.
- Diabetes will cause 693,351 deaths in 2017.
- USD 208 billion will be spent on treating diabetes – 25% of the total spenditure worldwide.

Corporate sponsors

IDF would like to express its thanks to the following supporters of the eight edition:



Need more information?

Check www.diabetesatlas.org or scan QR code



Country/territory	Adult population (18-99 years)	Diabetes cases (18-99 years)	Diabetes (18-99) national prevalence (%)	Diabetes age-adjusted (18-99) comparative prevalence (%)	Diabetes related death (18-99 years)	Cost per person with diabetes (USD)	Undiagnosed diabetes cases (18-99 years)	One in X adults has diabetes
Albania*	2,240,260	267,267	11.9	9.9	2,846	368.67	108,610	8
Andorra*	56,840	7,220	12.7	8.0	32	4,431.08	2,581	8
Armenia*	2,367,198	179,020	7.6	6.9	2,301	228.41	72,749	13
Austria	7,110,252	705,863	9.9	6.5	4,963	7,068.29	252,369	10
Azerbaijan*	7,313,990	506,330	6.9	6.9	5,152	731.16	205,759	14
Belarus*	7,620,660	543,917	7.1	5.9	11,564	641.16	221,034	14
Belgium	9,114,890	620,972	6.8	4.4	4,806	6,613.06	222,017	15
Bosnia and Herzegovina*	3,166,726	399,953	12.6	9.9	5,263	569.55	162,531	8
Bulgaria	5,848,286	477,166	8.2	5.8	9,315	844.49	155,028	12
Channel Islands*	135,966	7,725	5.7	4.2	-	-	2,762	18
Croatia	3,450,590	237,973	6.9	5.5	1,985	1,277.94	99,948	14
Cyprus	949,398	99,068	10.4	8.9	536	2,267.56	36,249	10
Czech Republic	8,677,640	835,528	9.6	6.7	9,542	1,762.66	298,728	10
Denmark	4,557,788	449,518	9.9	6.5	3,165	8,261.84	294,839	10
Estonia	1,058,334	64,681	6.1	4.0	932	1,746.47	23,125	16
Faroe Islands*	38,108	2,848	7.5	5.4	-	-	1,018	13
Finland	4,454,726	425,751	9.6	5.8	3,066	5,875.57	257,924	10
France	50,676,590	3,681,391	7.3	4.6	24,493	6,504.67	1,380,103	14
Georgia*	3,131,466	249,963	8.0	6.9	3,878	404.17	101,578	13
Germany	67,941,076	9,102,395	13.4	8.4	65,178	6,234.93	3,111,021	7
Greece	9,007,016	694,236	7.7	4.5	5,245	2,211.15	248,211	13
Greenland	36,773	948	2.6	2.3	-	-	339	39
Hungary	8,072,470	778,199	9.6	7.5	12,887	1,331.68	129,726	10
Iceland*	254,224	20,457	8.0	5.4	113	6,579.00	7,314	12
Ireland	3,548,430	164,985	4.6	3.4	1,092	6,587.33	58,988	22
Israel	5,617,214	484,878	8.6	6.9	2,930	4,707.52	173,359	12
Italy	50,000,104	4,226,882	8.5	4.9	28,695	4,006.16	1,511,244	12
Kazakhstan*	12,399,046	855,138	6.9	6.9	12,797	891.16	347,506	14
Kyrgyzstan*	3,860,070	233,376	6.0	6.9	3,083	149.13	94,838	17
Latvia	1,601,404	122,115	7.6	4.9	2,278	1,204.71	43,660	13
Liechtenstein*	30,930	3,478	11.2	7.9	12	-	1,243	9
Lithuania	2,323,718	129,264	5.6	3.7	2,451	1,483.03	46,216	18
Luxembourg	466,640	27,498	5.9	4.4	162	11,351.77	9,831	17
Macedonia*	1,656,350	201,051	12.1	9.9	2,760	468.69	81,702	8
Malta	346,788	47,877	13.8	9.0	280	2,966.42	17,118	7
Moldova	3,284,666	199,297	6.1	5.5	3,009	334.47	80,989	16
Monaco*	30,930	2,443	7.9	5.3	11	10,164.96	873	13
Montenegro*	487,130	62,617	12.9	9.9	894	-	25,446	8
Netherlands	13,668,050	1,115,155	8.2	4.6	7,857	7,546.41	398,703	12
Norway*	4,177,060	338,721	8.1	5.4	2,159	12,936.15	121,103	12
Poland	31,659,248	2,476,047	7.8	5.8	29,900	1,212.38	1,116,468	13
Portugal	8,541,734	1,273,112	14.9	9.9	9,003	2,420.26	554,949	7
Romania	15,673,636	1,956,602	12.5	9.5	31,274	676.14	405,017	8
Russian Federation	114,470,862	9,294,254	8.1	6.1	163,384	1,244.35	4,991,014	12
San Marino*	26,552	2,538	9.6	5.7	9	4,339.25	907	10
Serbia*	7,045,584	940,784	13.4	9.9	14,577	791.07	382,311	7
Slovakia	4,443,010	475,050	10.7	7.6	6,741	2,002.34	115,342	9
Slovenia	1,703,352	184,077	10.8	7.1	1,348	2,607.57	65,814	9
Spain	38,017,478	4,268,023	11.2	7.2	26,122	3,222.51	1,211,694	9
Sweden	7,869,566	566,536	7.2	4.8	3,730	8,872.41	202,555	14
Switzerland	6,936,898	547,654	7.9	5.6	3,100	12,490.47	195,804	13
Tajikistan*	5,241,414	282,457	5.4	6.9	2,823	146.14	114,783	19
Turkey	56,293,500	7,058,955	12.5	11.9	62,473	863.34	2,698,135	8
Turkmenistan*	3,689,276	219,824	6.0	6.9	3,246	326.43	89,331	17
Ukraine*	36,371,868	2,991,939	8.2	6.9	52,076	259.26	1,215,847	12
United Kingdom	51,552,570	3,066,179	5.9	4.2	20,846	5,276.56	567,243	17
Uzbekistan	20,405,094	1,322,558	6.5	7.4	14,965	216.86	388,039	15

*Based on extrapolation from similar countries

National/regional prevalence: the actual percentage of each country's/region's adult population that has diabetes. Appropriate for assessing diabetes burden.

Comparative prevalence: calculated by assuming that a country/region has an age profile identical to that of the world population. Appropriate for comparing countries/regions.

Healthcare expenditure for people with diabetes are assumed to be on average two-fold higher than people without diabetes.